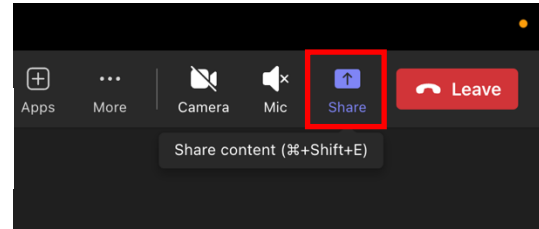


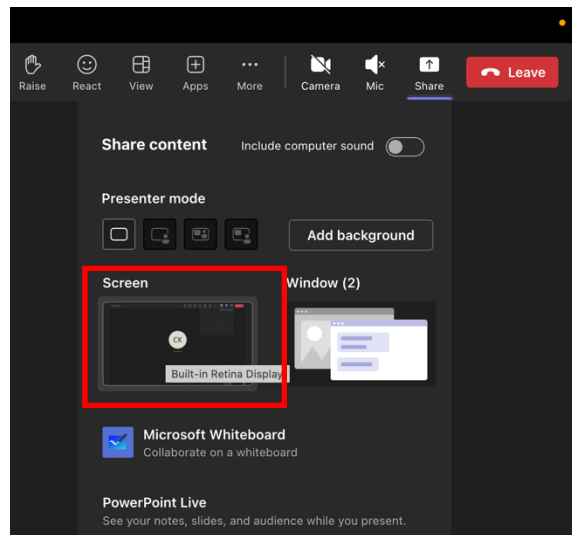
MICROSOFT TEAMS PRESENTATION GUIDE

NOTICE: We recommend that you use the Microsoft Teams application instead of the browser for screen sharing. Screen sharing in the browser may cause problems.

1 Click on the share button

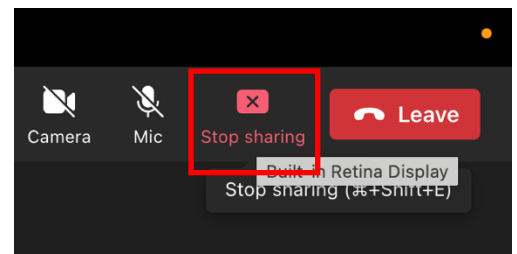


2 Click on screen share



3 Your screen has been shared. You can open your power point presentation

4 After your presentation is finished, click stop sharing



NOTICE: You can turn your sound and microphone on and off by clicking on the icons shown.

